

## power table DC/DC-transducer EFD 10 - EFD 30

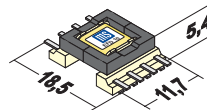
- \* application as SMPS, open, impregnated or potted
- \* application also as storage choke
- \* custom-built development for switching frequencies from 20 kHz - 500 kHz on your application, also for multiple output voltages
- \* optional: UL-insulating system class B for impregnated or potted transformer
- \* ferrite components N 67, or N 87
- \* also until ta 105°C and class F (155°C) as special version possible
- \* possible winding technique: copper wire and/or HF stranded wire in class F (155°C)  
copper foil winding, polyimid insulated wires (3-times bandage)



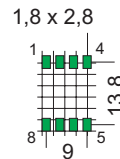
maximum power as flyback-, forward- or push-pull working type guide number on practical experience and computer based model calculations power table is for ta 40°C / B, impregnated with N27 / N67 (standard)				
type	frequency	flyback	forward	push-pull
EFD 10	100 kHz	1,1 VA	1,5 VA	2,0 VA
EFD 15	100 kHz	6,5 VA	8,0 VA	12,0 VA
EFD 20	50 kHz 100 kHz	11,0 VA 16,0 VA	14,0 VA 20,0 VA	20,0 VA 28,0 VA
EFD 25	50 kHz 100 kHz	25,0 VA 40,0 VA	30,0 VA 48,0 VA	45,0 VA 65,0 VA
EFD 30	50 kHz 100 kHz	32,0 VA 50,0 VA	38,0 VA 60,0 VA	56,0 VA 80,0 VA

type EFD 10

1,1 ... 2,0 VA



SMD



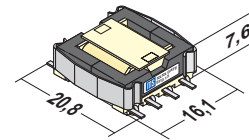
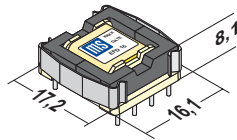
view on pin side  
pin grid = 2,5 mm

EFD 10	<b>maximum power as flyback-, forward- or push-pull working type</b> <b>guide number on practical experience and computer based model calculations</b> <b>power table is for ta 40°C / B, impregnated with N87 (standard)</b>			
	frequency	flyback	forward	push-pull
	100 kHz	1,1 VA	1,5 VA	2,0 VA

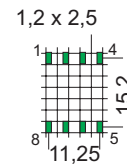
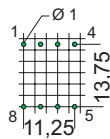
- \* application as DC/DC-transducer, open or impregnated
- \* application also as storage choke
- \* custom-built development for switching frequencies from 20 kHz - 500 kHz on your application, also for multiple output voltages
- \* optional: UL-insulating system class B for impregnated transformer
- \* ferrite components N 87
- \* also until ta 105°C and class F (155°C) as special version possible
- \* possible winding technique: copper wire and/or HF stranded wire in class F (155°C)  
copper foil winding, polyimid insulated wires (3-times bandage)

type EFD 15

6,5 ... 12 VA



SMD



view on pin side  
pin grid = 2,5 mm

**EFD 15**

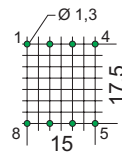
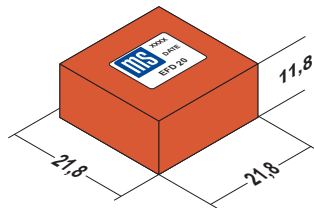
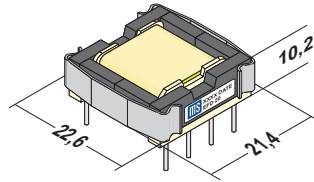
maximum power as flyback-, forward- or push-pull working type  
guide number on practical experience and computer based model calculations  
power table is for  $t_a$  40°C / B, impregnated with N87 (standard)

frequency	flyback	forward	push-pull
100 kHz	6,5 VA	8,0 VA	12,0 VA

- \* application as DC/DC-transducer, open or impregnated
- \* application also as storage choke
- \* custom-built development for switching frequencies from 20 kHz - 500 kHz on your application, also for multiple output voltages
- \* optional: UL-insulating system class B for impregnated transformer
- \* ferrite components N 87
- \* also until  $t_a$  105°C and class F (155°C) as special version possible
- \* possible winding technique: copper wire and/or HF stranded wire in class F (155°C)  
copper foil winding, polyimid insulated wires (3-times bandage)

type EFD 20

11 ... 28 VA



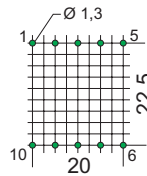
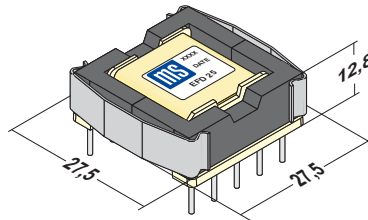
view on pin side  
pin grid = 2,5 mm

EFD 20	maximum power as flyback-, forward- or push-pull working type guide number on practical experience and computer based model calculations power table is for ta 40°C / B, impregnated with N 67 / N87 (standard)			
	frequency	flyback	forward	push-pull
	50 kHz	11 VA	14 VA	20 VA
	100 kHz	16 VA	20 VA	28 VA

- \* application as DC/DC-transducer, open, impregnated or potted
- \* application also as storage choke
- \* custom-built development for switching frequencies from 20 kHz - 500 kHz on your application, also for multiple output voltages
- \* optional: UL-insulating system class B for impregnated or potted transformer
- \* ferrite components N 87
- \* also until ta 105°C and class F (155°C) as special version possible
- \* possible winding technique: copper wire and/or HF stranded wire in class F (155°C)  
copper foil winding, polyimid insulated wires (3-times bandage)

type EFD 25

25 ... 65 VA



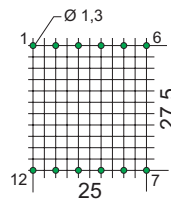
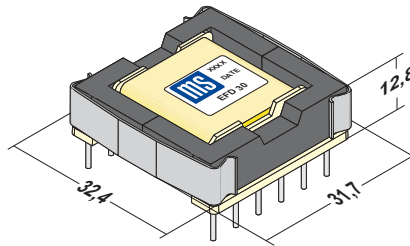
view on pin side  
pin grid = 2,5 mm

EFD 25	<b>maximum power as flyback-, forward- or push-pull working type</b> <b>guide number on practical experience and computer based model calculations</b> <b>power table is for ta 40°C / B, impregnated with N 67 / N87 (standard)</b>			
	frequency	flyback	forward	push-pull
	50 kHz 100 kHz	25 VA 40 VA	30 VA 48 VA	45 VA 65 VA

- \* application as DC/DC-transducer, open or impregnated
- \* application also as storage choke
- \* custom-built development for switching frequencies from 20 kHz - 500 kHz on your application, also for multiple output voltages
- \* optional: UL-insulating system class B for impregnated transformer
- \* ferrite components N 87
- \* also until ta 105°C and class F (155°C) as special version possible
- \* possible winding technique: copper wire and/or HF stranded wire in class F (155°C)  
copper foil winding, polyimide insulated wires (3-times bandage)

type EFD 30

32 ... 80 VA



view on pin side  
pin grid = 2,5 mm

EFD 30	<b>maximum power as flyback-, forward- or push-pull working type</b> <b>guide number on practical experience and computer based model calculations</b> <b>power table is for ta 40°C / B, impregnated with N87 (standard)</b>			
	frequency	flyback	forward	push-pull
	50 kHz	32 VA	38 VA	56 VA
	100 kHz	50 VA	60 VA	80 VA

- \* application as DC/DC-transducer, open or impregnated
- \* application also as storage choke
- \* custom-built development for switching frequencies from 20 kHz - 500 kHz on your application, also for multiple output voltages
- \* optional: UL-insulating system class B for impregnated transformer
- \* ferrite components N 87
- \* also until ta 105°C and class F (155°C) as special version possible
- \* possible winding technique: copper wire and/or HF stranded wire in class F (155°C)  
copper foil winding, polyimid insulated wires (3-times bandage)