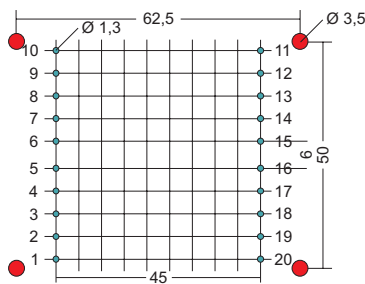
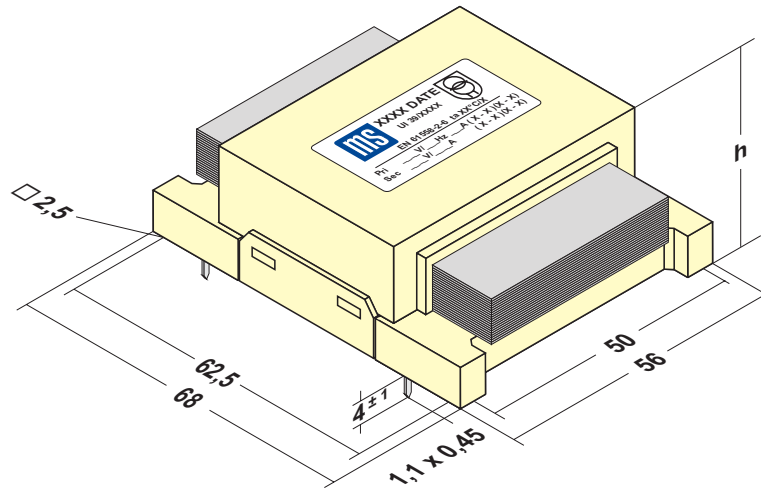


# type UI 39 encapsulated

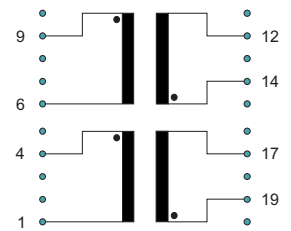
9... 32 VA



(approvals in preparation)



view on pin side  
pin grid = 5 mm



example for windings

UI 39	type size [ mm ]	height h [ mm ]	power [ VA ]			
			ta 40°C/B		ta 70°C/B	
			compact	economy	compact	economy
	UI 39/10,2	26,2	15,0	12,5	12,0	9,0
	UI 39/13,5	29,5	20,0	16,0	15,0	12,0
	UI 39/17	33	26,0	21,0	20,0	15,0
	UI 39/21	37	32,0	26,0	25,0	19,0

- \* safety transformer satisfying EN 60742 ( VDE 0551 ) / EN 61558-2-6 ( U<sub>o</sub> < 50 V )
- \* construction with fully encapsulated windings; > 8 mm separation (cr and cl) between primary and secondary
- \* complete construction with UL-approved material
- \* U<sub>o</sub> > 50 V: insulating transformer satisfying EN 61558-2-4
- \* automated production yields highest reliability
- \* maximum 2 windings primary respectively secondary
- \* advantageous price / quality ratio
- \* optional: temperature fuse / PTC / fail-safe
- \* mounting with self tapping screw B2,9 x 8 DIN 7971 by soldering side